



WORK BASED TRAINING PROGRAM

CERTIFIED QUALITY INSPECTOR

1 MALAYSIA GRIP PROGRAMME



Date : 10, 11, 12, 18 &19 September2015
Location : De'Palma Hotel, Shah Alam
Fees : **RM2900.00 - Cover by GOVERNMENT - 1 MALAYSIA GRIP PROGRAMME**
Target group : **1. Open for employer registered or unregister with HRDF**
2. Registered with SSM

For further detail and Registration kindly contact:

Miss Rokiah binti Abu Hassan (012)7028331

rokiah@efrcertification.com

Miss Harni binti Kasah (012)7138331

harni@efrcertification.com

Certification:

Certified Quality Inspector – Accredited by IRQAO (International Registered of Quality Assessed Organization, UNITED KINGDOM)

AUDITING • RESEARCH • TRAINING

WELCOME TO CQIr

WORK BASED TRAINING COURSE

COURSE INTRODUCTION

In today's world, where competition is a fact of life and the need for a work force to be proficient in the principles and practices of quality control. The CQI (Certified Quality Inspector) show a mark of excellence to your organization CUSTOMERS or POTENTIAL CUSTOMERS. It demonstrates that your certified QC has the knowledge to ensure quality of products and services for them and provide CONFIDENCE to your CUSTOMERS.

Under professional direction and training, the quality inspector will be coach and assess to evaluate effective QC documentation, performs laboratory procedures, inspects products, measures process performance, records data, and prepares formal reports.

ASSESSMENT OF CQIr

Submission of 3 assignments (Work based - Project paper)

Upon passed Examination



COURSE OBJECTIVES

Course Objectives of a Certified Quality Inspector

Module 1 QAware

- 🔧 Know basic quality terms, definitions, and concepts.
- 🔧 Understand KANO model of customer requirements
- 🔧 Translate KANO model to 3F (Form, Fit and Function)

Module 2 QAQC

- 🔧 Know basic quality assurance and quality control definition.
- 🔧 Understand how QAQC evolved
- 🔧 Recognised the philosophy of 3 Quality Guru (Deming, Juran, Crosby)

Module 3 QNc

- 🔧 Develop the CTQ
- 🔧 Identify nonconforming product (defects)
- 🔧 Understand the defect Effect
- 🔧 Aware on the cause of defects

Module 4 QCon

- 🔧 Understand different type of inspection methods.
- 🔧 Judgement Inspection
- 🔧 Informative Inspection (including Self and Successive)
- 🔧 Source Inspection
- 🔧 Error Proofing

Assignment 1

Module 5 QMath

- 🔧 Understand type of data and inspections
- 🔧 Identify the unit for variable data
- 🔧 Basic Statistic and Algebra

Module 6 - QSample

- 🔧 Able to use inspection planning tools and perform a product audit; determine sample size for lots; pull random samples.

Module 7 QGdt

- 🔧 Able to read and interpret blueprints (drawing) and know definitions of critical, major, and minor characteristics.
- 🔧 Improve knowledge of ASME Y14.5M, working knowledge of GD&T, and understand the x, y, z coordinate system.

Module 8 QGsc

- 🔧 Know how to measure using correct measuring equipment effectively
- 🔧 Basic calibration knowledge.

- 🔧 Know the difference between accuracy and precision and be able to select the appropriate measuring tools and techniques.
- 🔧 Understand traceability (product, material, and calibration).

Assignment 2

Module 9 QMsa

- 🔧 Able to identify/recognize inspection errors and initiate resolution.
- 🔧 Method for Variable GRR
- 🔧 Method for Attribute GRR

Module 10 QSpC -

- 🔧 Monitor for product/ process stability
- 🔧 Understand the capability concept.

Module 11 QIp (Inspection Instruction and Plan)

- 🔧 Develop effective Inspection Instruction
- 🔧 Develop effective Inspection Plan
- 🔧 Develop effective Inspection check sheet/ form

Module 12 QAp

- 🔧 Analysis and data presentation

Assignment 3

Examination and Evaluation

DAY 1

08:30 Registration
09:00 Course Introduction
- Course objectives
- Course Assessment
- Course timetable
09:30 Chapter 1
10:30 **Snack Break**
10:50 Chapter 2

13:00 **Lunch**
14:00 Chapter 3
15:30 **Snack Break**
15:50 Chapter 3 - continue
17:00 End

DAY 2

09:00 Chapter 4
10:30 **Snack Break**
10:50 Chapter 5

13:00 **Lunch**
14:00 Chapter 5 – continue
15:00 Chapter 6
15:30 **Snack Break**
15:50 Chapter 6 – continue
16:30 Briefing on assignment
17:00 End

DAY 3

09:00 Chapter 7
10:30 **Snack Break**
10:50 Chapter 7 - Continue
13:00 **Lunch**
14:00 Chapter 8
15:30 **Snack Break**
15:50 Chapter 8 - Continue
17:00 End

















DAY 4

09:00 Chapter 9
10:30 **Snack Break**
10:50 Chapter 9 - Continue
13:00 **Lunch**
14:00 Chapter 10
15:30 **Snack Break**
15:50 Chapter 10 - Continue
17:00 End


















DAY 5

09:00 Chapter 11
10:30 **Snack Break**
10:50 Chapter 12
13:00 **Lunch**
14:00 Chapter Assessment
16:00 End





COURSE CONTENTS/ ACTIVITY: CERTIFIED QUALITY INSPECTOR (CQI)

No	CONTENTS/ ACTIVITIES	OBJECTIVES	OUTCOMES	HOURS
<u>1</u>	Module 1 QAware <ul style="list-style-type: none">  Know basic quality terms, definitions, and concepts.  Understand KANO model of customer requirements  Translate KANO model to 3F (Form, Fit and Function) 	To provide understanding and skill on: <ul style="list-style-type: none">  Know basic quality terms, definitions, and concepts.  Understand KANO model of customer requirements  Translate KANO model to 3F (Form, Fit and Function) 	Ability to define and describe the important of CQI and International standard and understand of KANO model.	<u>3</u>
<u>2</u>	Module 2 QAQC <ul style="list-style-type: none">  Know basic quality assurance and quality control definition.  Understand how QAQC evolved  Recognised the philoshy of 3 Quality Guru (Deming, Juran, Crossby) 	To provide understanding and skill on: <ul style="list-style-type: none"> - Know basic quality assurance and quality control definition. - Understand how QAQC evolved - Recognised the philosophy of 3 Quality Guru (Deming, Juran, Crossby) 	Ability to define and describe the important of Quality and Understand the QAQC evolved. Skill to recognised the philosophy of 3 Quality Guru	<u>3</u>
<u>3</u>	Module 3 QNc <ul style="list-style-type: none">  Develop the CTQ  Identify nonconforming product (defects)  Understand the defect Effect  Aware on the cause of defects 	To provide understanding and skill on:Develop the CTQ <ul style="list-style-type: none">  Identify nonconforming product (defects)  Understand the defect Effect  Aware on the cause of defects 	Skill and able to understand NC	<u>3</u>















COURSE CONTENTS/ ACTIVITY: CERTIFIED QUALITY INSPECTOR (CQI)

No	CONTENTS/ ACTIVITIES	OBJECTIVES	OUTCOMES	HOURS
<u>4</u>	Module 4 QCon  Understand different type of inspection methods.  Judgment Inspection  Informative Inspection (including Self and Successive)  Source Inspection  Error Proofing	To understand the elements of quality Control  Understand different type of inspection methods.  Judgment Inspection  Informative Inspection (including Self and Successive)  Source Inspection  Error Proofing -	Skill and able to understand Con	<u>3</u>
<u>5</u>	Module 5 QMath  Understand type of data and inspections  Identify the unit for variable data  Basic Statistic and Algebra	To provide understanding on the elements of Mathematics :  Understand type of data and inspections  Identify the unit for variable data  Basic Statistic and Algebra	Skill and able to understand Mathematics concept	<u>3</u>
<u>6</u>	Module 6 - QSample  Able to use inspection planning tools and perform a product audit; determine sample size for lots; pull random samples.	To provide understanding on the elements of sampling: Able to use inspection planning tools and perform a product audit; determine sample size for lots; pull	Skill to develop procedure and plan for Sample	3












COURSE CONTENTS/ ACTIVITY: CERTIFIED QUALITY INSPECTOR (CQI)

No	CONTENTS/ ACTIVITIES	OBJECTIVES	OUTCOMES	HOURS
		random samples.		
<u>7</u>	Module 7 QGdt <ul style="list-style-type: none">  Able to read and interpret blueprints (drawing) and know definitions of critical, major, and minor characteristics.  Improve knowledge of ASME Y14.5M, working knowledge of GD&T, and understand the x, y, z coordinate system. 	To provide understanding on the elements of Geometric Dimensioning and Tolerancing based on international standard: <ul style="list-style-type: none">  Able to read and interpret blueprints (drawing) and know definitions of critical, major, and minor characteristics.  Improve knowledge of ASME Y14.5M, working knowledge of GD&T, and understand the 	Skill to develop procedure and plan for Geometric Dimensioning and Tolerancing.	4

COURSE CONTENTS/ ACTIVITY: CERTIFIED QUALITY INSPECTOR (CQI)

No	CONTENTS/ ACTIVITIES	OBJECTIVES	OUTCOMES	HOURS
<u>8</u>	Module 8 QGsc <ul style="list-style-type: none">  Know how to measure using correct measuring equipment effectively  Basic calibration knowledge.  Know the difference between accuracy and precision and be able to select the appropriate measuring tools and techniques.  Understand traceability (product, material, and calibration). 	To provide understanding on the elements of Calibration <ul style="list-style-type: none">  Know how to measure using correct measuring equipment effectively  Basic calibration knowledge.  Know the difference between accuracy and precision and be able to select the appropriate measuring tools and techniques.  Understand traceability (product, material, and calibration). 	Skill to develop procedure and plan for Gsc	4
<u>9</u>	Module 9 QMsa <ul style="list-style-type: none">  Able to identify/recognize inspection errors and initiate resolution.  Method for Variable GRR  Method for Attribute GRR 	To provide understanding on the elements of Measurement System Analysis based on international standard: <ul style="list-style-type: none">  Able to identify/recognize inspection errors and initiate resolution.  Method for Variable GRR  Method for Attribute GRR 	Skill to develop procedure and plan for Measurement System Analysis	3
<u>10</u>	Module 10 QSpC -	To provide understanding on the elements of	Skill to develop procedure and plan for	3

COURSE CONTENTS/ ACTIVITY: CERTIFIED QUALITY INSPECTOR (CQI)

No	CONTENTS/ ACTIVITIES	OBJECTIVES	OUTCOMES	HOURS
	<ul style="list-style-type: none">  Monitor for product/ process stability  Understand the capability concept. 	Statistic Process Control based on international standard: <ul style="list-style-type: none">  Monitor for product/ process stability  Understand the capability concept. 	Statistic Process Control	
<u>11</u>	Module 11 Qip (Inspection Instruction and Plan) <ul style="list-style-type: none">  Develop effective Inspection Instruction  Develop effective Inspection Plan  Develop effective Inspection check sheet/ form 	To provide understanding on the elements of instruction and plan based on international standard: <ul style="list-style-type: none">  Develop effective Inspection Instruction  Develop effective Inspection Plan  Develop effective Inspection check sheet/ form 	Skill to develop procedure and plan for Inspection Instruction and Plan	3
<u>12</u>	Module 12 Ap Analysis and data presentation	To provide understanding on the elements of Analyse and present based on international standard: <ul style="list-style-type: none">  Analysis and data presentation 	Skill to develop procedure and plan for Analyse and present data	3
<u>13</u>	<u>Examination and Evaluation</u>	To evaluate the understanding on Certified Quality Inspector	Certified on CQI	3